




Το κλειδί του σολ¹ Der g'-Schlüssel



Δημήτρης Θεολογίτης
Dimitris Theologitis

Ασκήσεις
Übungen

-Σχεδιάσε το κλειδί του σολ, όπως στο παράδειγμα.
-Male den g-Schlüssel wie es in dem Beispiel gezeigt wird.



-Σχεδιάσε κλειδιά του σολ!
-Male g-Schlüssel!



-Ονόμασε τις νότες!
-Benenne die Noten!

Staff 1: Treble clef, G-clef. Notes: G4, A4, B4, C5, D5. Boxes: [], [], [], [], []

Staff 2: Treble clef, G-clef. Notes: E4, F4, G4, A4. Boxes: [], [], [], []

Staff 3: Treble clef, G-clef. Notes: B4, C5, D5, E5, F5, G5, A5, B5. Boxes: [], [], [], [], [], [], [], [], []

Staff 4: Treble clef, G-clef. Notes: G4, A4, B4, C5, D5, E5, F5, G5. Boxes: [], [], [], [], [], [], [], []

Staff 5: Treble clef, G-clef. Notes: G4, A4, B4, C5, D5, E5, F5, G5. Boxes: [], [], [], [], [], [], [], []



Staff 1: Treble clef, G-clef. Notes: G4, A4, B4, C5, D5, E5, F5, G5. Eight empty boxes below for fingering.

Staff 2: Treble clef, G-clef. Notes: G4, A4, B4, C5, D5, E5, F5, G5. Eight empty boxes below for fingering.

Staff 3: Treble clef, G-clef. Notes: G4, A4, B4, C5, D5, E5, F5, G5. Eight empty boxes below for fingering.

Staff 4: Treble clef, G-clef. Notes: G4, A4, B4, C5, D5, E5, F5, G5. Eight empty boxes below for fingering.

Staff 5: Treble clef, G-clef. Notes: G4, A4, B4, C5, D5, E5, F5, G5. Eight empty boxes below for fingering.

